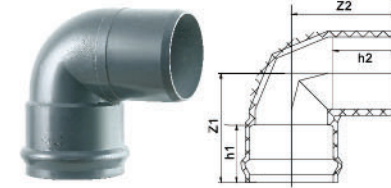




PVC PRESSURE FITTINGS WITH GASKET

PRESSURE


PVC PRESSURE FITTINGS WITH GASKET



ITEM NO:GP001

● ONE FAUCET ONE INSERT 90° ELBOW


Spec	Z1	Z2	h1	h2
225	312	296	166	170
250	337.5	340	182	178
315	393	378	198	222



ITEM NO:GP002

● TWO FAUCET 90° ELBOW

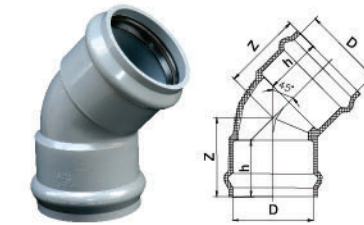
Spec D	Z	h
63	112	76
75	123	81.5
90	165	114
110	190	122
160	229	142
200	266	153
225	312	163
250	338	177
315	393	198
355	393	206



ITEM NO:GP016

● TWO FAUCET COUPLING

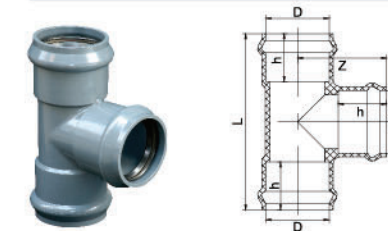
Spec D	L
63	156
75	170
90	235
110	266
160	310
200	338
225	360
250	385
315	460
355	460



ITEM NO:GP004

● TWO FAUCET 45° ELBOW


Spec D	Z	h
63	92	76
75	103.5	81.5
90	136	114
110	162.5	122
160	183	141.5
200	210	155
225	222	166
250	248	180
315	298	195
355	292	205



ITEM NO:GP005

● THREE FAUCET REGULAR TEE

Spec D	L	h	Z
63	224	76	112
75	245	81.5	122.5
90	330	115	165
110	410	122	206
160	473	141.5	238
200	560	152	280
225	615	166	308
250	666	176	333
315	780	198	390
355	786	206	393

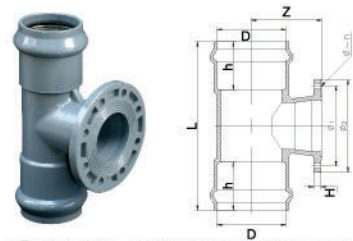


ITEM NO:GP021

● REPAIRING JOINT

Spec D	L	H
110	305	221
160	365	252
200	410	290
225		315
250	430	335
315		390

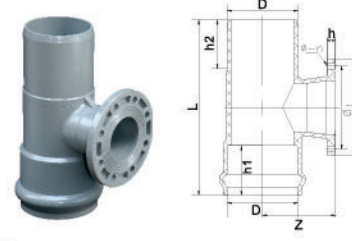
PVC PRESSURE FITTINGS WITH GASKET



ITEM NO:GP006

TWO FAUCET ONE FLANGE REGULAR TEE

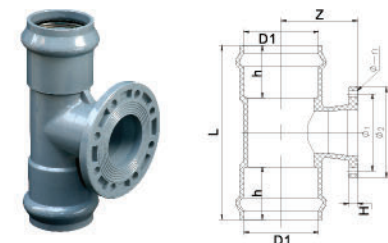
Spec D	L	h	z	Φ1	Φ2	H	Φ-n
110	413	122	158	180	225	21	17.5-8
160	475	141.5	191	240	285	24	22-8
200	560	155	217.5	295	340	28	22-8
225	611	166	260	295	340	30	22-8



ITEM NO:GP008

ONE FAUCET ONE FLANGE ONE INSERT REGULAR TEE

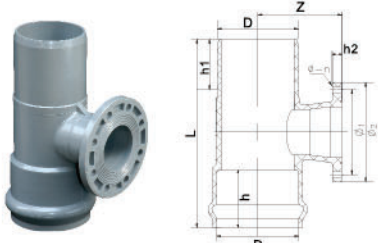
Spec D	L	h1	h2	h	Φ1	Φ2	Z	Φ-n
110	410	122	127	21	180	225	158	17.5x8
160	480	141.5	144	24	240	285	191	22x8
200	560	155	155	28	295	340	217.5	22x8
225	615	166	167	30	295	340	260	22x8



ITEM NO:GP007

TWO FAUCET ONE FLANGE REDUCING TEE


Spec D1xD2	L	h	Z	Φ1	Φ2	H	Φ-n
160 X 110	428	141.5	191	180	225	21	17.5-8
200 X 110	475	155	210	180	225	21	17.5-8
200 X 160	535	155	216.5	240	285	24	22-8
225 X 110	490	166	225	180	225	21	17.5-8
225 X 160	540	166	230	240	285	24	22-8
250 X 110	520	180	238	180	225	21	17.5-8
250 X 160	573	180	240	240	285	24	22-8
250 X 200	623	180	260	295	340	28	22-8
315 X 110	580.5	198	279	180	225	21	17.5-8
315 X 160	618	198	277	240	285	24	22-8
315 X 200	663	198	292	295	340	28	22-8



ITEM NO:GP009

ONE FAUCET ONE INSERT ONE FLANGE REDUCING TEE


Spec D	L	h	h1	h2	Φ1	Φ2	Z	Φ-n
160 X 110	440	141.5	144	21	180	225	191	17.5x8
200 X 110	477	155	155	21	180	225	210	17.5x8
200 X 160	530	155	155	24	240	285	216.5	22x8
225 X 110	495	166	167	21	180	225	225	17.5x8
225 X 160	550	166	167	24	240	285	230	22x8
250 X 110	515	180	182	21	180	225	238	17.5x8
250 X 160	570	180	182	24	240	285	240	22x8
250 X 200	616	180	180	28	295	240	260	22x8
315 X 110	575	198	197	21	180	225	279	17.5x8
315 X 160	618	198	197	24	240	285	277	22x8
315 X 200	663	198	197	28	295	340	292	22x8



ITEM NO:GP019

COOPER SCREW BLANK FLANGE

Spec D	d1	d2	d3	H	H1	L	Φ-n
110X2"	170	180	225	38	20	28	17.5x8
160X2"	230	240	285	41.5	25	28	17.5x8
200X2"	295	340	43	28	28	22x8	

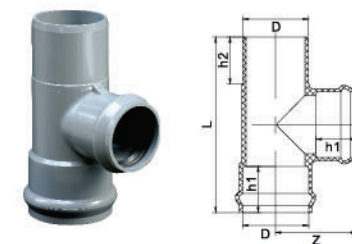


ITEM NO:GP020

BLANK FLANGE

Spec D	d1	d2	d3	h	n	R
110	170	180	225	20	8	11
160	230	240	285	25	8	9
200	295	340	28	8	11	

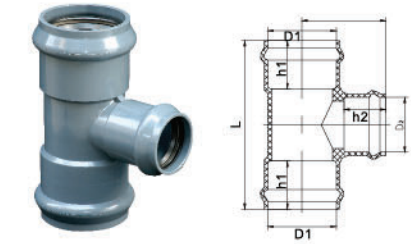
PVC PRESSURE FITTINGS WITH GASKET



ITEM NO:GP010

TWO FAUCET ONE INSERT REGULAR TEE


Spec D	L	h1	h2	Z
110	410	122	130	206
160	480	141.5	144	238
200	560	155	155	280
225	615	166	167	308
250	670	180	182	333
315	780	198	198	390



ITEM NO:GP013

THREE FAUCET REDUCING TEE

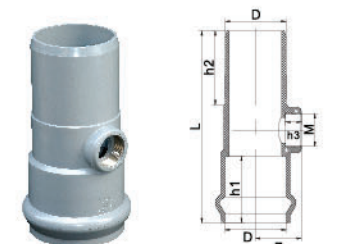
Spec D1xD2	L	h1	h2	Z
75X63	234	81.5	76	117.5
90X63	304	115	76	128
90X75	304	115	81.5	153
110X63	340	122	76	141
110X75	340	122	81.5	138
110X90	340	122	115	197
160X63	384	141	76	169
160X75	384	141	81.5	175
160X90	384	141	115	225
160X110	430	142	122	220
200X63	416	152	76	195
200X75	416	152	81.5	200
200X90	416	152	115	250
200X110	477	155	122	235
200X160	535	155	142	255
225X110	492	166	122	250
225X160	545	166	142	270
250X110	516	180	122	265
250X160	576	180	142	285
250X200	618	180	155	315
315X110	570	198	122	312
315X160	618	198	142	317
315X200	658	198	155	344
355X160	616	206	105	343
355X200	616	206	155	387
355X225	664	206	166	370
355X250	664	206	177	413



ITEM NO:GP011

TWO FAUCET ONE INSERT REDUCING TEE

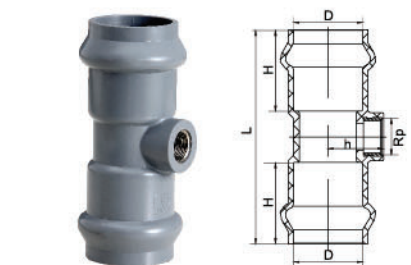
Spec D1xD2	L	h1	h2	h3	Z
160 X 110	440	141.5	122	144	220
200 X 110	477	155	122	155	235
200 X 160	530	155	141.5	155	255
225 X 110	495	166	122	167	250
225 X 160	550	166	141.5	167	270
250 X 110	515	180	122	182	265
250 X 160	570	180	141.5	182	285
250 X 200	616	180	155	182	315
315 X 110	575	198	122	197	312
315 X 160	618	198	141.5	197	318
315 X 200	663	198	155	197	344



ITEM NO:GP012

ONE FAUCET ONE INSERT COPPER SCREW TEE

Spec DxRp	L	h1	h2	h3	Z
110X2"	340	122	130	28	81
160X2"	380	141.5	144	28	103
200X2"	410	155	155	28	122.5



ITEM NO:GP014

TWO FAUCET COPPER SCREW TEE

Spec DxRp	H	h	L
63X3/4"	76	52	200
63X1"	76	52	200